

constant  
**VOLTAGE**

KEMA 100 M M SELV 60V

**RIPPLE  
FREE**



1-2kV DIFF. 2kV COMM. ACTIVE PFC SAFETY PROTECTIONS

**Rated Voltage**  
Tensione Nominale  
220 ÷ 240 V

**Frequency**  
Frequenza  
50/60 Hz

**AC Operation range**  
Tensione di utilizzo AC  
198 ÷ 264 V

**DC Operation range**  
Tensione di utilizzo DC  
(see page info15)  
DC 176 ÷ 264 V  
(NO 150 W)

**Power**  
Potenza  
0 ÷ 150 W

**Output current ripple**  
≤ 3% <sup>(1)</sup>

**Standards compliance**  
EN 50172 (VDE 0108)  
EN 55015  
EN 61000-3-2  
EN 61000-3-3  
EN 61347-1  
EN 61347-2-13  
EN 61547  
VDE 0710-T14

**Max. pcs for CB B16A**  
(see page info17)  
15 pcs

**In rush current**  
15A 600µsec

**Max. pcs for CB B16A**  
(see page info17)  
8 pcs (for DC 150)

**In rush current**  
35A 100µsec  
(for DC 150)

Article Articolo	Code Codice	P out W	V out DC	I out DC	ta °C	tc °C	λ max. Power Factor	η max. Efficiency <sup>(1)</sup>
DC 50W 24V VST	122752	50	24	2 A max.	-40...+45	70	0,97	> 90
DC 50W 12V VST	122756	50	12	4,2 A max.	-40...+45	70	0,97	> 88
DC 50W 48V VST	122766	50	48	1 A max.	-40...+45	70	0,97	> 90
DC 70W 24V VST <sup>(3)</sup>	122750	70 <sup>(3)</sup>	24	2,9 A max.	-40...+45	70	0,97	> 91
DC 70W 12V VST	122758	70	12	5,8 A max.	-40...+45	70	0,97	> 89
DC 70W 48V VST	122762	70	48	1,45 A max.	-40...+45	70	0,97	> 91
DC 150W 24V VST	122754	150	24	6,25 A max.	-40...+45	75	0,98	> 94
DC 150W 48V VST <sup>(2)</sup>	122764	150	48	3 A max.	-40...+45	75	0,98	> 94

<sup>(1)</sup> Referred to  $V_m = 230$  V, 100% load - Riferito a  $V_m = 230$  V, carico 100%  
<sup>(2)</sup> Without KEMA - Senza KEMA  
<sup>(3)</sup> Load allowed up to 75 W - Carico massimo 75 W

Accessories not supplied - Accessori non a corredo	
Article - Articolo	Code - Codice
dimmer SED 4.5A R57 (7.)	120300



**Features**

- AC/DC electronic driver with output in voltage, specific for installations in compliance with the standards of lighting applications.
- IP20 independent driver, for indoor use.
- Class I protection against electric shock for direct or indirect contact.
- Input and output terminal blocks on opposite sides.
- Single terminal block on primary (wire cross-section up to 0,5 - 2,5 mm<sup>2</sup> / AWG20 - AWG13).
- Double terminal blocks on secondary (wire cross-section up to 0,5 - 2,5 mm<sup>2</sup> / AWG20 - AWG13).
- Clamping screws on primary and secondary circuits for cables with diameter: min. 6 mm - max. 9 mm.
- Protections:
  - against overheating and short circuits;
  - against mains voltage spikes;
  - against overloads.

**Caratteristiche**

- Alimentatore elettronico tipo AC/DC con uscita in tensione specifico per installazioni con Norme settore illuminazione.
- Alimentatore indipendente IP20, per uso interno.
- Protetto in classe I contro le scosse elettriche per contatti diretti e indiretti.
- Morsetti di entrata e uscita contrapposti.
- Singola morsettiera su primario (sezione cavo fino a 0,5 - 2,5 mm<sup>2</sup> / AWG20 - AWG13).
- Doppia morsettiera su secondario (sezione cavo fino a 0,5 - 2,5 mm<sup>2</sup> / AWG20 - AWG13).
- Serracavo su primario e secondario per cavi di diametro: min. 6 mm - max. 9 mm.
- Protezioni:
  - termica e cortocircuito;
  - contro le extra-tensioni di rete;
  - contro i sovraccarichi.

**7 YEARS WARRANTY**  
3% FAILURE RATE

**10 YEARS WARRANTY**  
5% FAILURE RATE

PRODUCER'S LIABILITY  
TCI

10 YEARS WARRANTY TO LEDS  
ACCORDING TO THE EUROPEAN CONDITIONS  
2014

5.1.1

Constant voltage drivers - Compact case - Switchable  
Alimentatori a tensione costante - Formato compatto - Non regolabili

## Direct current electronic drivers Alimentatori elettronici in corrente continua

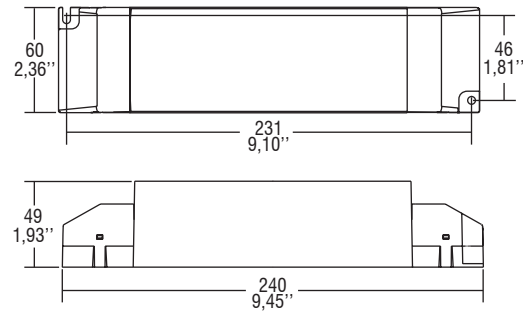
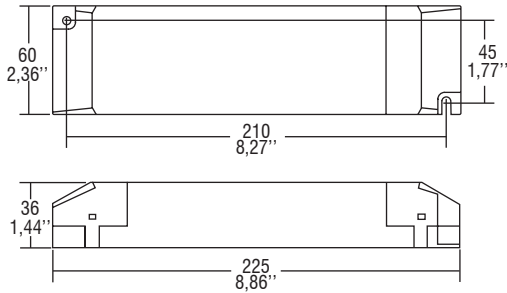
Made in Italy

**IP 20** **SCREW FIXING** Ø70 2,76" Weight - Peso: gr. 290 / 10,22 oz. Pcs - Pezzi 25


**IP 20** **SCREW FIXING** Ø80 3,15" Weight - Peso: gr. 345 / 12,16 oz. Pcs - Pezzi 20

DC 50W 24V VST - DC 50W 48V VST - DC 70W 24V VST - DC 70W 48V VST

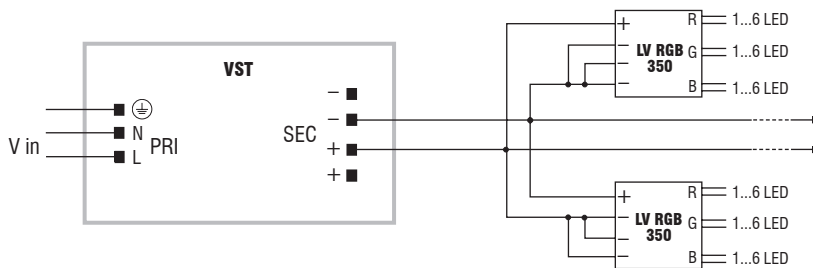
DC 50W 12V VST - DC 70W 12V VST - DC 150W 24V VST - DC 150W 48V VST



### Wiring diagrams - Schemi di collegamento (Max. LED distance at page info8 - Massima distanza LED a pagina info8)



### Example of application - Esempio di applicazione



5.1.1

Constant voltage drivers - Compact case - Switchable  
Alimentatori a tensione costante - Formato compatto - Non regolabili