

# Lightpanel auf Individualmaß Indoor/Outdoor



Artikelnr. / Item no.	50999002	50999003	50999004	50999005	50999006	50999007	50999008	50999009
Bezeichnung / Name	NE	MA	SA	UR	VE	ME	PL	KR
Betriebsspannung <i>Operating voltage</i>								
Einspeisung LEDs <i>LED feeding</i>	<b>1- to 4-sided</b>							
Rahmenmaterial <i>Frame material</i>	<b>Aluminium</b>							
Konfektionierung <i>Assembly</i>								
<b>geeignet für / suitable for</b>								
Außen- / Feuchtbereich <i>Outdoor area</i>		X						
Deckenmontage* / *** <i>Ceiling installation</i>			X	X			X	X
Wandmontage *** <i>Wall installation</i>	X	X	X	X	X		X	X
Bodenmontage <i>Floor installation</i>					X	X		
<b>LED Bänder / LED stripes</b>								
RGBW	X	X	X	X	X	X	X	X
RGB	X	X	X	X	X	X	X	X
einfarbig / monocolour	X	X	X	X	X	X	X	X
weiß / white	X	X	X	X	X	X	X	X
tunable white	X	X	X	X	X	X	X	X
<b>Frontscheibe / Front glass</b>								
satinierte Scheibe <i>Satined glass</i>	X	X	X	X	X	X	X	X
Echtglasfront <i>Solid glass front</i>	X	X	X**			X		X
bedruckte Frontscheibe <i>Printed front panel</i>	X	X	X	X	X	X	X	X
individuell formbar <i>individual shape</i>				X	X			
<b>Maße L x B / Dimension L x W</b>								
min. 200 x 200mm	X	X	X	X		X	X	
max. 3.000 x 800mm								X
max. 3.000 x 1.000mm						X		
max. 3.000 x 1.400mm	X	X	X	X	X		X	
Tiefe mm / Depth mm	ab 36	ab 36	30	36	15	40	50	18
<b>Daten / Data</b>								
IP-Schutzklasse <i>IP protection class</i>	40	64	40	40	40	40	40	40
Baustoffklasse <i>Building material class</i>	B2	B2	B2	B2	B2	B2	B2	B2
<b>Zusatzinfos / Additional info</b>								
	annähernd rahmenlos, geeignet für bündige Aneinanderreihung	vergossene LEDs, mit dem Rahmen verschraubte Haube	umlaufend sichtbarer 15mm Aluminium Rahmen, verschraubt mit LP	mit dem Rahmen verschraubte Haube, ideal für Deckenmontage	sehr geringe Höhe	Begehbar, Tragkraft bis 350kg/m <sup>2</sup>	annähernd rahmenlos, geeignet für bündige Aneinanderreihung	ultraflach, 2-seitige Einspeisung, kein Montageset verfügbar
	nearly frameless, suitable for flush assembly	encapsulated LEDs, cover bolted to frame	all around visible 15mm aluminium frame, bolted to LP	cover bolted to frame, perfect for ceiling installation	very low height	walkable, capacity up to 350kg/m <sup>2</sup>	nearly frameless, suitable for flush assembly	ultra-thin, 2-sided feed-in, no mounting kit available

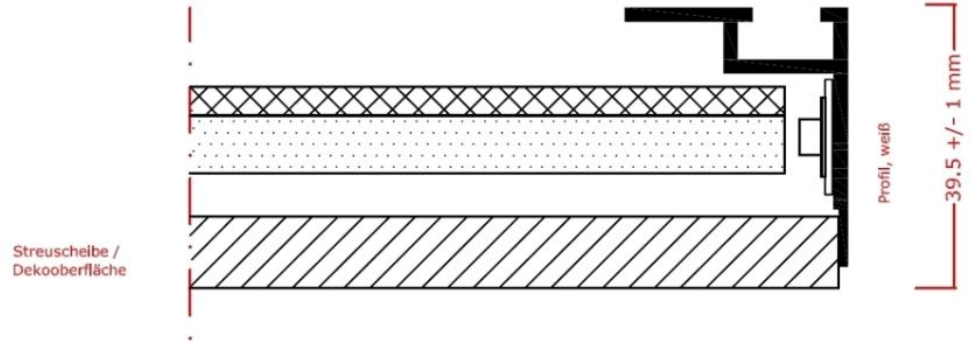
\*= max. Größe: 3000 x 1000 mm / max. size: 3000 x 1000 mm

\*\*= nur Wandmontage / only wall installation

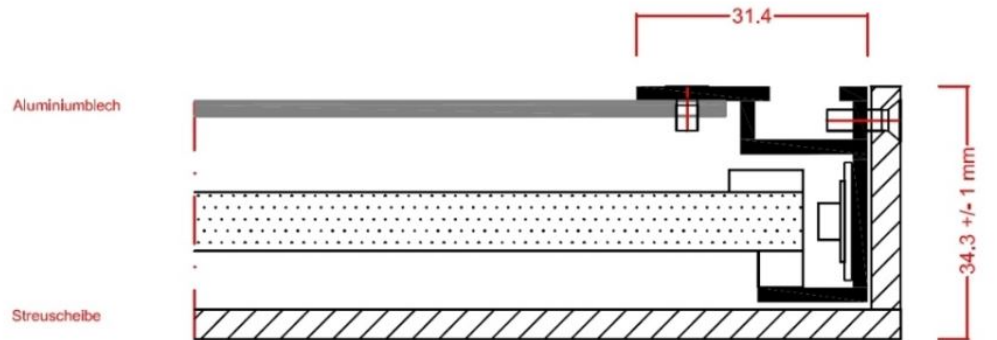
\*\*\*= Details siehe Seite 4 / for details see page 4

**LATERAL VIEW**

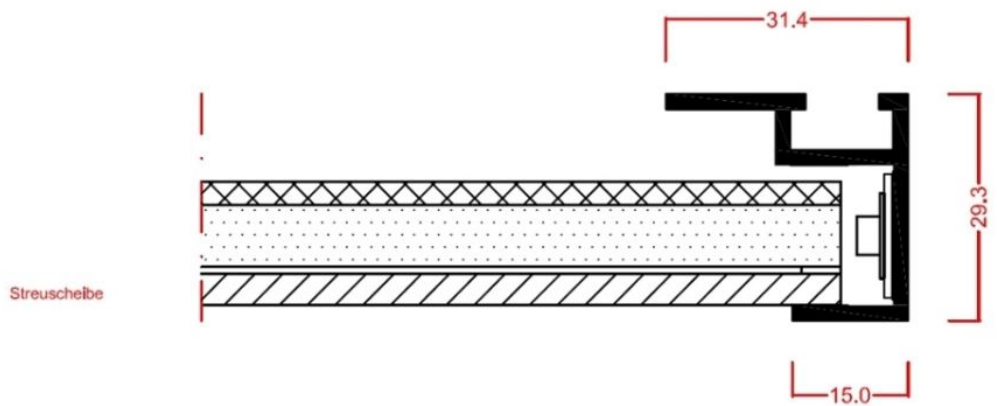
50999002 - NE



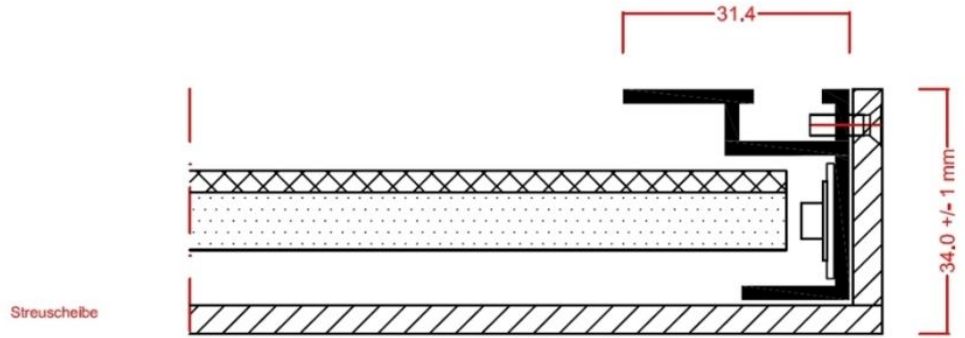
50999003 - MA



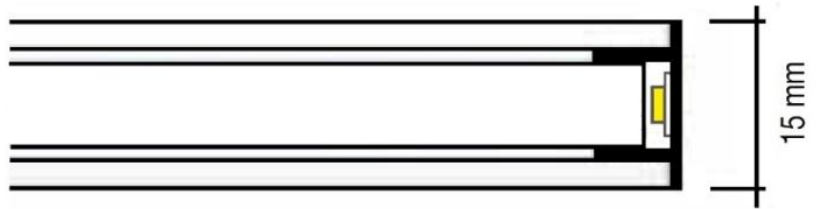
50999004 - SA



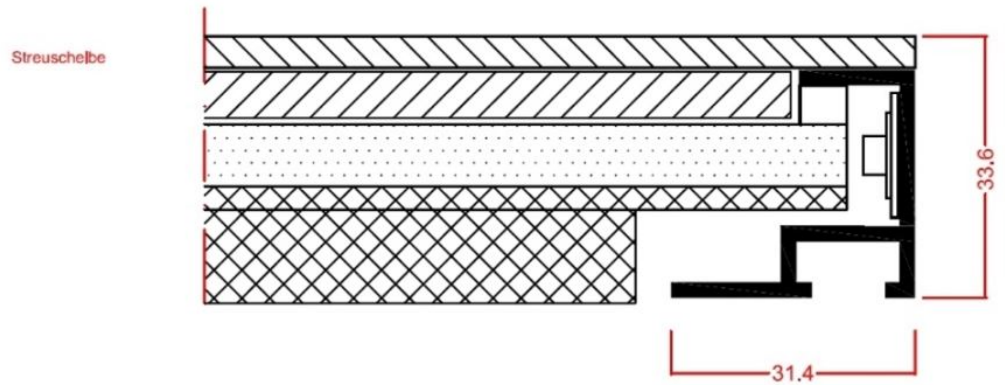
50999005 - UR



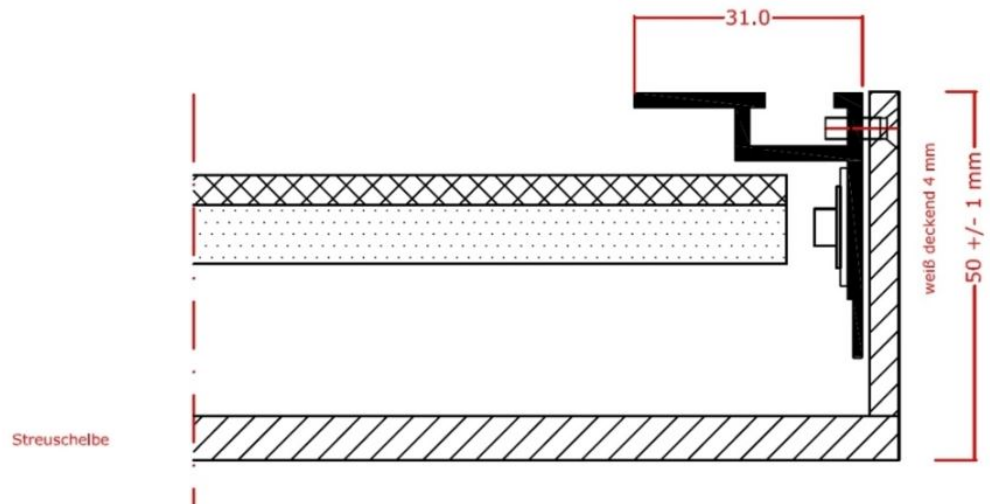
50999006 - VE



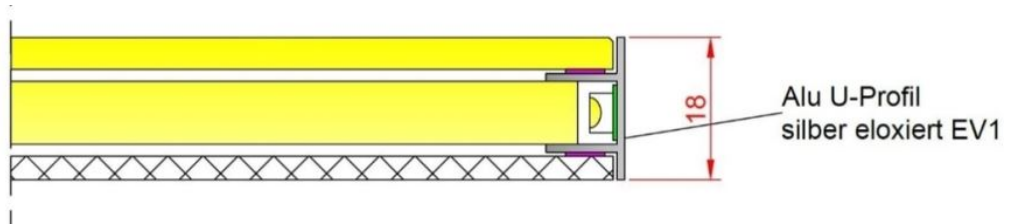
50999007 - ME



50999008 - PL

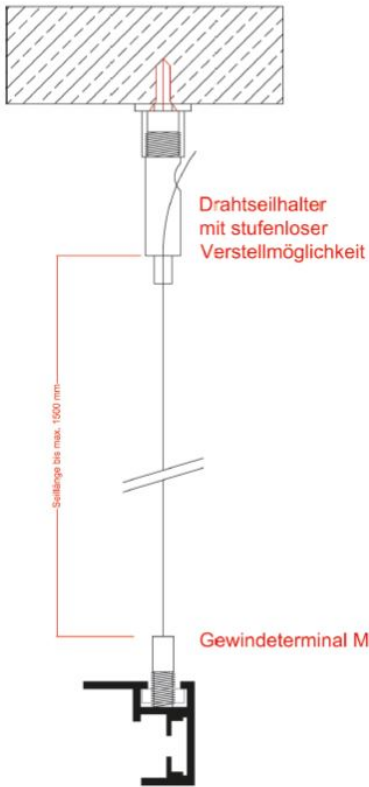


50999009 - KR

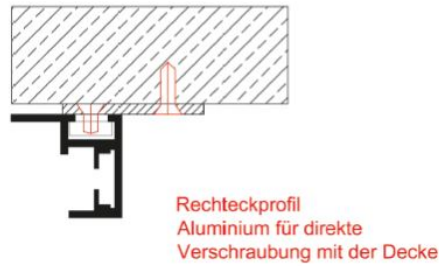


## Befestigungsvarianten: Decke

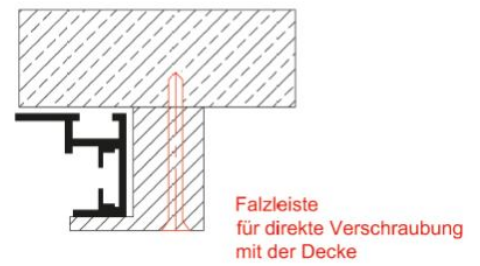
### Seilabhängung



### Flachprofil



### Falzleiste



### L-Winkelkonstruktion



## Befestigungsvarianten: Wand

### Flachprofil



### Falzleiste

