

Garliano aluminium profile

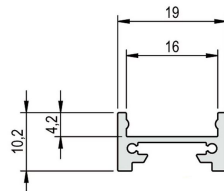
- high quality aluminium profile, anodized
- surface mounted profile for walls and ceilings
- especially suitable for compact spaces due to flat build in combination with the flat cover
- in combination with the 180° cover and compatible LEDlight flex strip a homogenous all around illumination can be achieved
- RAL powder coating on request



Please refer to the notes on expansion and assembly at the end of the data sheet!

ALUMINIUM PROFILE


	62398101	62398102	62398103	62398105
Description	aluminium anodized			
Length	1000 mm	2010 mm	3020 mm	5030 mm
Width	19 mm			
Height	10,2 mm			
Colour	aluminium			
Material	Aluminium 6063			
Finish	anodised			
Weight	165 gr	330 gr	495 gr	825 gr



COVER

	62398201	62398211	62398221	62398301
Description	Diffuser flat, clear, for maximum light yield and protection of the LED strip	Diffuser flat, opal, for a glarefree light distribution and concealment of the technology	Diffuser flat, satined, for a diffused light distribution and concealment of the technology	Diffuser high, opal, 180°, for an all-round homogenous light distribution
Material	PMMA			
Length	1000 mm			
Width	15,6 mm			
Height	3,8 mm			19 mm

For other lengths please replace the last digit of the article number by: 2 = 2.01m / 3 = 3.02m / 5 = 5.03m



END CAPS

	62398310	62398311	62398312
Description	2x GARliano end cap flat, aluminium, incl. 4 screws	2x GARliano end cap high, aluminium, incl. 4 screws	2x end caps high, aluminium anodised, screwless surface, thickness (excl. fastening clip): 2mm, incl. 2 screws
Material	aluminium		
Colour	Aluminium	aluminium	
Length	2 mm		
Width	19 mm		
Height	10,2 mm	22,2 mm	

Note: The screws for the end caps must be placed and screwed in at a right angle (90°) to the screw channel and may only be screwed in with a max. tightening torque of 0.35 Nm to prevent the screw head from unscrewing or the screw from overtightening (recommended bit PH1).



MOUNTING CLIPS

	62399906	62399914	62399918	62399920	62399935
Description	holding set, 2x brackets + 2x screws, 306 stainless steel, suitable for GARgano, GARliano, CATania profile	2x brackets, incl. 4 screws, dimensions: 34 x 13 x 5mm, suitable for GARgano, GARliano profile	1x supermagnet holder incl. locking screw, suitable for GARgano, GARliano profile	2x 45°-clips for mounting in corner, transparent, incl. screws, suitable for GARgano, GARliano profile	2x 45°-clips for mounting in corner, transp., incl. 4 dowels + 4 screws, for GARgano, GARliano profile
Material	304 stainless steel	plastics	steel;NdFeB	plastics	
Length	40 mm	34,2 mm	45 mm	34,2 mm	
Width	13,5 mm	13 mm	11,7 mm	16 mm	
Height	4 mm	5,4 mm	2 mm	15,2 mm	



ACCESSORIES

	62399908	62399919	62399936	65400100	65400150
Description	1x vandal-proof mounting, aluminium, anodised, the alu-profile is fixed to the mounting with a hex key	1x profile connector, incl. locking screws, suitable for GARgano, GARliano, CATania profile	1x profile 90°-connector, incl. 2 locking screws, suitable for GARgano, GARliano profile	suspension for ceiling installation (2x 150cm wire cable Ø 1mm with M4 thread, 2x mounting plates, 2x suspension brackets)	suspension for ceiling installation (4x 150cm wire cable Ø 1mm with M4 thread, 4x mounting plates, 4x suspension brackets) for profile lengths > 3m
Material	aluminium	steel		stainless steel	
Finish	anodised	vernickelt	galvanisiert	verchromt	unbehandelt
Colour	aluminium		silbergrau	silber	
Length	40 mm	45 mm	30,4 mm	1500 mm	
Width	27 mm	10 mm	30,4 mm		
Height	5 mm	2 mm			



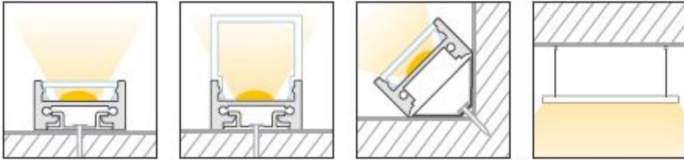
All aluminium profiles and covers are subject to certain length tolerances. This is +20/-0 mm irrespective of the length, i.e. a profile has at least the specified length, but can be up to 20 mm longer.

If you require an exact length, please specify this when ordering (article number 62397000).

Please note that the materials aluminum and PMMA can expand when the temperature changes vary greatly. With a temperature change of 20°C the expansion difference can be up to 1.2 mm per meter! This is no deficiency of the product but a normal physical process.

Installation note: If you directly install two aluminum profiles edge to edge (without end caps), please pay attention during installation, that you don't glue the LED strip directly over the joint, since the profiles at temperature fluctuations - especially at large lengths - will expand/contract (s. section 1) and then the LED tape may be damaged. At joints the LED strip has to be cut at the marked positions and reconnected with flexible solder bridges with corresponding expansion reserve (min. 5mm).

Installation situations



Intended Use

Profile:

- The LED profiles are a component for the reception of LED strips approved for this purpose. In combination with optional accessories such as covers, end caps, inserts, etc., LED luminaires can be produced which are used exclusively for general lighting or accent lighting and therefore do not serve emergency or safety lighting in particular.
- The assembly is carried out via appropriate holders or suspensions, which are offered as accessories. For brackets we recommend 3 brackets per running meter. The profiles are designed for mounting on a stable and straight surface. Depending on the substrate and local conditions, a higher number of brackets may be required and/or the installation material supplied (screws/plugs) must be replaced with suitable mounting material. The brackets must not be bent during assembly, as this has an influence on the holding force. It may not be possible to use the holders provided. Alternatively, the profile can be screwed directly to the substrate. In any case, the installer must ensure that the system is held securely.
- Make sure that the profile expands due to thermal influences. Sufficient space must be kept available for this purpose..
- The mounting instructions for the LED strips and power supplies must be viewed separately.
- The profile is to be used exclusively for the above shown installation situations.

Covers:

- All plastic covers made of PMMA have first-class photometric properties, but are very brittle due to the material, which means that the cover can splinter when subjected to mechanical influences (bending, sawing, other processing). There is a risk of injury, wear safety glasses and gloves! Plastic covers made of PC are not affected.
- PMMA or PC have a higher coefficient of thermal expansion than aluminium. This means that light slits may appear at the joints and terminations of the plastic covers, especially when the unit is not yet at operating temperature..
- To ensure that the cover is held securely, it must be clipped into the holding groove provided for this purpose along its entire length. In any case, the installer must ensure that the system is held securely.
- Alcoholic detergents remove plasticizers from the plastic profiles, which means that they lose their flexibility and can form cracks even when installed. We recommend cleaning only with a damp (clear water), soft cloth.

Accessories (end caps, holders, etc.):

- An LED profile and its accessories are not toys - these components may only be operated by persons who can assess the risks involved in handling them. There is a danger of swallowing small parts.

NOTES

Press marks or slight scratches on profiles are production-related and do not constitute a defect.

In addition, contact points may occur in the middle area of the profiles (>3m) due to anodizing.

Loose, wipeable impurities may appear on the aluminum and plastic profiles. This is due to the production and its handling and does not represent a defect. We generally recommend cleaning the profiles with a soft, lint-free cloth (if necessary

with a little clear water) before installation. The LED bonding surface must also be free of grease to ensure good adhesion of the LED strip. Corresponding information can be found in the instructions for the LED strips.

The guarantee period for the product is 5 years and begins on the day of shipment. Reference is the date of the delivery bill. The guarantee period may differ for accessories.