

# BARdolino aluminium profile flat

- high quality aluminium profile
- flexibly useable as surface-mounted or ground profile
- the flat build-design enables easy integration in compact spaces
- in combination with an opal white cover and compatible LEDlight flex, a homogenous light distribution can be achieved
- RAL powder coating on request

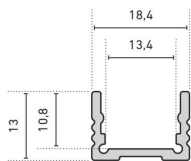


Please refer to the notes on expansion and assembly at the end of the data sheet!

## ALUMINIUM PROFILE

	62399201	62399201_9005	62399201_9010
<b>Description</b>	aluminium anodized	aluminium powder coated	
<b>Colour</b>	natural tone	black RAL9005	white RAL9010
<b>Length</b>	1000 mm		
<b>Width</b>	18,4 mm		
<b>Height</b>	13 mm		
<b>Material</b>	Aluminium EN AW 6060		
<b>Weight</b>	190 gr		

For other lengths please replace the last digit of the 8-digit article number by: 2 = 2.01m / 3 = 3.02m / 5 = 5.03m



## COVER

	62399301	62399371	62399401
<b>Description</b>	Diffuser opal, for a homogenous and glare-free light distribution	Diffuser satined, for a diffused light distribution and concealment of the technology	Diffuser clear, for max. light yield and protection of the LED strip
<b>Material</b>	PMMA		
<b>Transmission in %</b>	69	85	92
<b>Fire protection class</b>	B2 DIN4102		
<b>Length</b>	1000 mm		
<b>Width</b>	14,8 mm		
<b>Height</b>	8 mm		

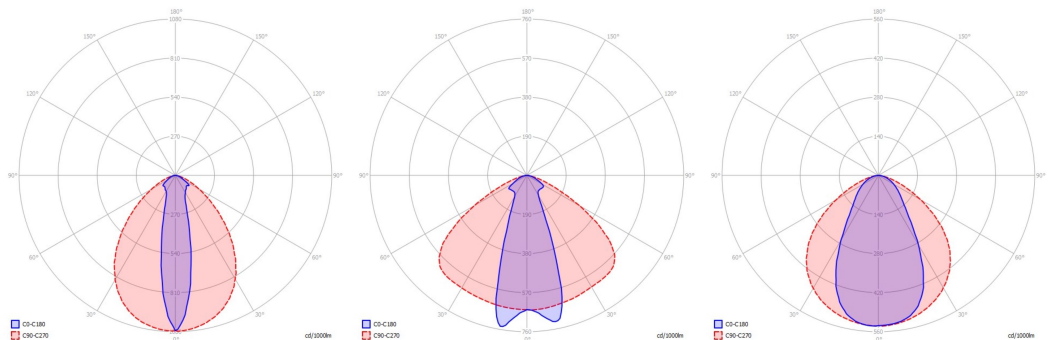
	62399311	62399361	62399391
<b>Description</b>	Diffuser opal, walkable up to 500 kg, break-proof/impact resistant	Diffuser high, opal, 180°, for an allround homogenous light distribution	Diffuser semi-circular, opal, for allround homogenous light distribution
<b>Material</b>	PMMA		
<b>Transmission in %</b>	69		
<b>Fire protection class</b>	B2 DIN4102		
<b>Length</b>	1000 mm		
<b>Width</b>	14,8 mm	18,4 mm	
<b>Height</b>	8 mm	17,8 mm	14,4 mm

For other lengths please replace the last digit of the article number by: 2 = 2.01m / 3 = 3.02m / 5 = 5.03m



	62379151	62379301	62379601
<b>Description</b>	Diffuser satined, PMMA, 15° lens for a directed light focus	Diffuser satined, 30° lens for a directed light focus	Diffuser satined, 60° lens for a directed light focus
<b>Material</b>	PMMA		
<b>Transmission in %</b>	85		
<b>Fire protection class</b>	B2 DIN4102		
<b>Length</b>	1000 mm		
<b>Width</b>	14,8 mm		
<b>Height</b>	8 mm		
		follow-up article to 6239934x	

For other lengths please replace the last digit of the article number by: 2 = 2.01m / 3 = 3.02m / 5 = 5.03m



## END CAPS

	62398614	62398614_9005	62398614_9010
<b>Description</b>	2x BARdolino end cap flat, aluminium, incl. 4 screws, thickness: 3mm	aluminium powder coated	
<b>Material</b>	Aluminium		
<b>Colour</b>	natur	black RAL9005	white RAL9010
<b>Length</b>	3 mm		
<b>Width</b>	18,4 mm		
<b>Height</b>	13 mm		

	62398605	62399369	62399396	62399604	62399609
<b>Description</b>	1x BARdolino end cap flat, with drill hole M8x1 thread for cable (Ø 3.5 - 5.5mm), incl. 2 screws	2x BARdolino end caps frosted for plastic cover high 180°	2x BARdolino end cap flat semicircular, suitable for cover 6239939x, incl. 4 screws	2x BARdolino end cap flat, grey plastic, incl. 4 screws	1x BARdolino BARdolino end cap flat with 90° wall clip, aluminium
<b>Material</b>	Aluminium	Plastics	Aluminium	Plastics	Aluminium
<b>Colour</b>		transparent opal			
<b>Length</b>	3 mm	2 mm		3 mm	9,8 mm
<b>Width</b>				18,4 mm	
<b>Height</b>	13 mm		19,4 mm	13 mm	

Note: The screws for the end caps must be placed and screwed in at a right angle (90°) to the screw channel and may only be screwed in with a max. tightening torque of 0.35 Nm to prevent the screw head from unscrewing or the screw from overtightening (recommended bit PH1).



## MOUNTING CLIPS

	50990090	50990091	50990190	50990191	50990291
<b>Description</b>	2x mounting clips, incl. screws, suitable for profiles of the BARdolino family	2x mounting clips 45°, incl. screws, suitable for profiles of the BARdolino family	Bardolino mounting clip set, incl. 2 holding clips + 2 screws, high holding force	2x mounting clips pivoted, incl. screws, suitable for profiles of the BARdolino family	1x metal connector, suitable for profiles of the BARdolino family
<b>Material</b>	304 stainless steel				
<b>Length</b>	12 mm		14 mm	18,8 mm	60 mm
<b>Width</b>	19,3 mm	15,4 mm	20,81 mm	32,3 mm	19,5 mm
<b>Height</b>	8 mm	18,6 mm	9,1 mm	22,4 mm	6,2 mm



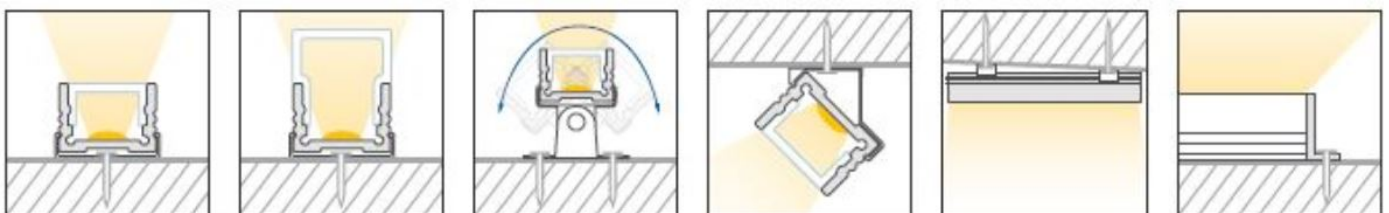
All aluminium profiles and covers are subject to certain length tolerances. This is +20/-0 mm irrespective of the length, i.e. a profile has at least the specified length, but can be up to 20 mm longer.

If you require an exact length, please specify this when ordering (article number 62397000).

Please note that the materials aluminum and PMMA can expand when the temperature changes vary greatly. With a temperature change of 20°C the expansion difference can be up to 1.2 mm per meter! This is no deficiency of the product but a normal physical process.

Installation note: If you directly install two aluminum profiles edge to edge (without end caps), please pay attention during installation, that you don't glue the LED strip directly over the joint, since the profiles at temperature fluctuations - especially at large lengths - will expand/contract (s. section 1) and then the LED tape may be damaged. At joints the LED strip has to be cut at the marked positions and reconnected with flexible solder bridges with corresponding expansion reserve (min. 5mm).

## Installation situations



## Intended Use

### Profile:

- The LED profiles are a component for the reception of LED strips approved for this purpose. In combination with optional accessories such as covers, end caps, inserts, etc., LED luminaires can be produced which are used exclusively for general lighting or accent lighting and therefore do not serve emergency or safety lighting in particular.
- The assembly is carried out via appropriate holders or suspensions, which are offered as accessories. For brackets we recommend 3 brackets per running meter. The profiles are designed for mounting on a stable and straight surface. Depending on the substrate and local conditions, a higher number of brackets may be required and/or the installation material supplied (screws/plugs) must be replaced with suitable mounting material. The brackets must not be bent during assembly, as this has an influence on the holding force. It may not be possible to use the holders provided. Alternatively, the profile can be screwed directly to the substrate. In any case, the installer must ensure that the system is held securely.
- Make sure that the profile expands due to thermal influences. Sufficient space must be kept available for this purpose..
- The mounting instructions for the LED strips and power supplies must be viewed separately.
- The profile is to be used exclusively for the above shown installation situations.

### Covers:

- All plastic covers made of PMMA have first-class photometric properties, but are very brittle due to the material, which means that the cover can splinter when subjected to mechanical influences (bending, sawing, other processing). There is a risk of injury, wear safety glasses and gloves! Plastic covers made of PC are not affected.
- PMMA or PC have a higher coefficient of thermal expansion than aluminium. This means that light slits may appear at the joints and terminations of the plastic covers, especially when the unit is not yet at operating temperature..
- To ensure that the cover is held securely, it must be clipped into the holding groove provided for this purpose along its entire length. In any case, the installer must ensure that the system is held securely.
- Alcoholic detergents remove plasticizers from the plastic profiles, which means that they lose their flexibility and can form cracks even when installed. We recommend cleaning only with a damp (clear water), soft cloth.

### Accessories (end caps, holders, etc.):

- An LED profile and its accessories are not toys - these components may only be operated by persons who can assess the risks involved in handling them. There is a danger of swallowing small parts.

## NOTES

Press marks or slight scratches on profiles are production-related and do not constitute a defect.

Loose, wipeable impurities may appear on the aluminum and plastic profiles. This is due to the production and its handling and does not represent a defect. We generally recommend cleaning the profiles with a soft, lint-free cloth (if necessary with a little clear water) before installation. The LED bonding surface must also be free of grease to ensure good adhesion of the LED strip. Corresponding information can be found in the instructions for the LED strips.

The guarantee period for the product is 5 years and begins on the day of shipment. Reference is the date of the delivery bill. The guarantee period may differ for accessories.